



WBS WALL BOX RANGE

IP66 STAINLESS STEEL ENCLOSURES

FEATURES

THE WBS RANGE OF ENCLOSURES ARE MANUFACTURED FROM EITHER 1.5MM OR 2MM AISI 316L GRADE STAINLESS STEEL.

It has been third party certified by the Queensland Government Simtars test station to comply with AS60529-2003 IP66.

The enclosure door is hinged on the right hand side as standard using concealed stainless steel hinges and hinge pins.

The door is reversible and fitted with 3mm double bit locks with the gasket being continuously foamed in place with UV stabilised polyurethane.

Applications typically using the WBS range include local control stations (LCU's), process automation and switchgear control panels for the air conditioning, refrigeration, water, sewerage, industrial and mining sectors.

ACCESSORIES

[INCLUDED AS STANDARD]

- Galvanised mounting pan
- Door earth strap
- Wall mount bracket set (4pcs)
- Wall mount rail set (2pcs)
- Lock dust covers

OPTIONS

- Viewing window
- Internal Door
- Door stay

METAL LOCK

CROSSPIECE FOR DOOR

To be fixed on the vertical rail of the door to simplify fixing of cable ducts. Manufactured in 1.2mm sheet steel. Zinc plated passivated with 4.2 diameter holes punched in 25mm pinch pattern. Packs of 1 piece with fixing material.

Part Number	Art	Width (mm)
WBS-CD3	001	300
WBS-CD4	002	400
WBS-CD5	003	500
WBS-CD6	004	600
WBS-CD7	005	800

UPRIGHT POST FIXING (WBS-PF-080)

Upright post fixing can be used to fix the WMS enclosures onto upright posts easily. The width of the box should be no more than 600mm.

MATERIAL: STAINLESS STEEL
 SUPPLY INCLUDES: 4PCS NUTS AND BOLTS
 PACKING: 1 SET PER PACK



DOOR STOP (WBS-05-0600)

[OPTIONAL]

Holds the door at 100° to avoid accidental closing. Manufactured in 2mm stainless steel. Can be used on WBS boxes.




Earth Strap
[INCLUDED AS STANDARD]



Double Bit Lock, Dust Cover
and Steel Key
[INCLUDED AS STANDARD]

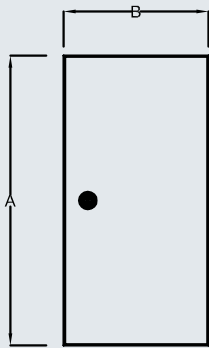


Mounting Bracket
[INCLUDED AS STANDARD]

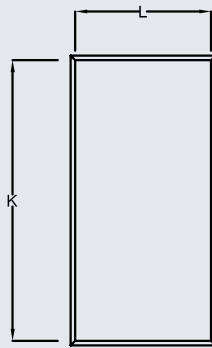


Mounting Rail
[INCLUDED AS STANDARD]

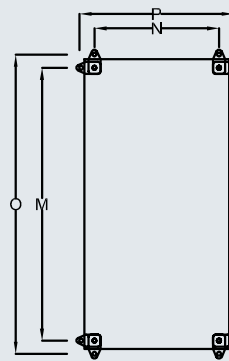
DIMENSIONS



Front view
cover fitted



Front view
cover removed



Rear view
mounting options



Side view



Top view

Part Number	Material	Lock Qty	Mount Pan Thickness	External Dimensions				Internal Depth		Mounting Pan		Opening Size		Fixing Centres			
				A	B	C	D	E	F	G	H	K	L	M	N	O	P
WBS3-2015	1.5mm 316L	1	2mm	300	200	150	145	130	135	265	150	255	155	260	160	340	240
WBS4-3020	1.5mm 316L	1	2mm	400	300	200	195	180	185	365	250	355	255	360	260	440	340
WBS4-4020	1.5mm 316L	1	2mm	400	400	200	195	180	185	365	350	355	355	360	360	440	440
WBS5-4020	1.5mm 316L	2	2mm	500	400	200	195	180	185	465	350	455	355	460	360	540	440
WBS5-5020	1.5mm 316L	2	2mm	500	500	200	195	180	185	465	450	455	455	460	460	540	540
WBS6-6020	1.5mm 316L	2	2mm	600	600	200	195	180	185	565	550	555	555	560	560	640	640
WBS8-6030	1.5mm 316L	2	2mm	800	600	300	295	280	285	765	550	755	555	760	560	840	640
WBS10-6030	2.0mm 316L	3	3mm	1000	600	300	295	280	285	965	550	955	555	960	560	1040	640
WBS10-8030	2.0mm 316L	3	3mm	1000	800	300	295	280	285	965	750	955	755	960	760	1040	840
WBS12-6030	2.0mm 316L	3	3mm	1200	600	300	295	280	285	1165	550	1155	555	1160	560	1240	640
WBS12-8030	2.0mm 316L	3	3mm	1200	800	300	295	280	285	1165	750	1155	755	1160	760	1240	840

CONTACT

Unit 4/49 Jijaws Street
Sumner Park Brisbane
Queensland 4074 Australia

TELEPHONE +61 (0)7 3376 9436
WEBSITE www.logixeng.com.au